



### District Report Card: 2017


<b>State:</b> Rajasthan	<b>District:</b> Churu
<b>Class:</b> 8	<b>Subject:</b> Language
<b>Schools:</b> 51	<b>Students:</b> 1150


### Participation/Coverage


#### Students

<b>GENDER</b> 	Boys		Girls	
	Number	%	Number	%
	553	48.09	597	51.91

<b>AREA</b> 	Rural		Urban	
	Number	%	Number	%
	1036	90.09	114	9.91

<b>CATEGORY</b> 	SC		ST		OBC		GEN	
	Number	%	Number	%	Number	%	Number	%
	408	35.48	1	0.09	516	44.87	225	19.57

<b>CWSN</b> 	LD	VI	HI	S&LD	ID	Oth
	2	1	0	0	3	2

<b>Management</b> 	Government		Government-aided	
	Number	%	Number	%
	1150	100.00	0	0.00

### Average Performance of Students in Language (%)

Overall	Gender		Area		Management		Social Group			
	Male	Female	Rural	Urban	Govt.	Aided	SC	ST	OBC	GEN
<b>73.48</b>	<b>74.30</b>	<b>72.72</b>	<b>73.93</b>	<b>69.36</b>	<b>73.48</b>	<b>0.00</b>	<b>71.41</b>	<b>100.00</b>	<b>73.97</b>	<b>76.00</b>

### Performance on Learning Outcomes (LOs)

Learning Outcomes	Description	Average Performance(%)
L813	Read textual/non-textual materials with comprehension and identifies the details, characters, main idea and sequence of ideas and events while reading	73.48

Range of Performance of Students who Answered Correctly							
Below 30%		30% - 50%		50% - 75%		Above 75%	
Number	%	Number	%	Number	%	Number	%
42	3.65	115	10.00	396	34.43	597	51.91

### Lowest Performing Learning Outcomes (LOs)

1 - Read textual/non-textual materials with comprehension and identifies the details, characters, main idea and sequence of ideas and events while reading (73.48)